

CloudQAtest


[Help Centre](#) > [Community](#) > [Bug Report](#) > [sadasdasda](#)

sadasdasda **01/06 statuses**

- Agent007 RAW
- **Forum name:** #Bug Report

wdawsq wed we ew we sd s sdf


Edit: newagent27jan

id: 1814 

Properties Permissions Departments Notifications 2FA

1 Name & Contact Information



Profile Image




Name*

Display an alias to end-users


Email Address* + Add


 

Phone + Add



2 Access & Permissions

Administrator Access 

Reports Administrator Access 

Comment (1)

Agent007 RAW

1 month ago

erfwerfe e e

JAN
27
2025

newstest

Author: Agent007 RAW | Category: newscat20jan



Subscribe

test me
after editing content and change the location of post

The screenshot shows a ticketing system interface. At the top, there are tabs for 'Messages' and 'History'. Below the tabs, there is a message card with the following details:

- Message:** EMAIL
- To:** Test user (tester.desk12@gmail.com)
- Cc (1):** user04 (tester.desk4@gmail.com)
- Content:** EMAIL REGRESSION CHECK: Send to owner and ccs

On the left side of the interface, there is an 'ASSIGNMENT' section with a dropdown menu set to 'Awaiting User'. Below this, there are sections for 'Agent', 'Team', and 'Followers', each with a circular icon and a plus sign. At the bottom left, there is a 'USER & CC'S' section with a dropdown menu set to 'Test user (tester.desk12@gmail.com)'. A purple chat bubble icon is visible in the bottom left corner of the screenshot.

Related Content

- link topic
- topic from agent-1
- Soil
- filenw

Share

in f t w e

Recent News

JAN 27 newstest